

Average Age of Death by Race and Minor Civil Division

Adreanne Waller, MPH

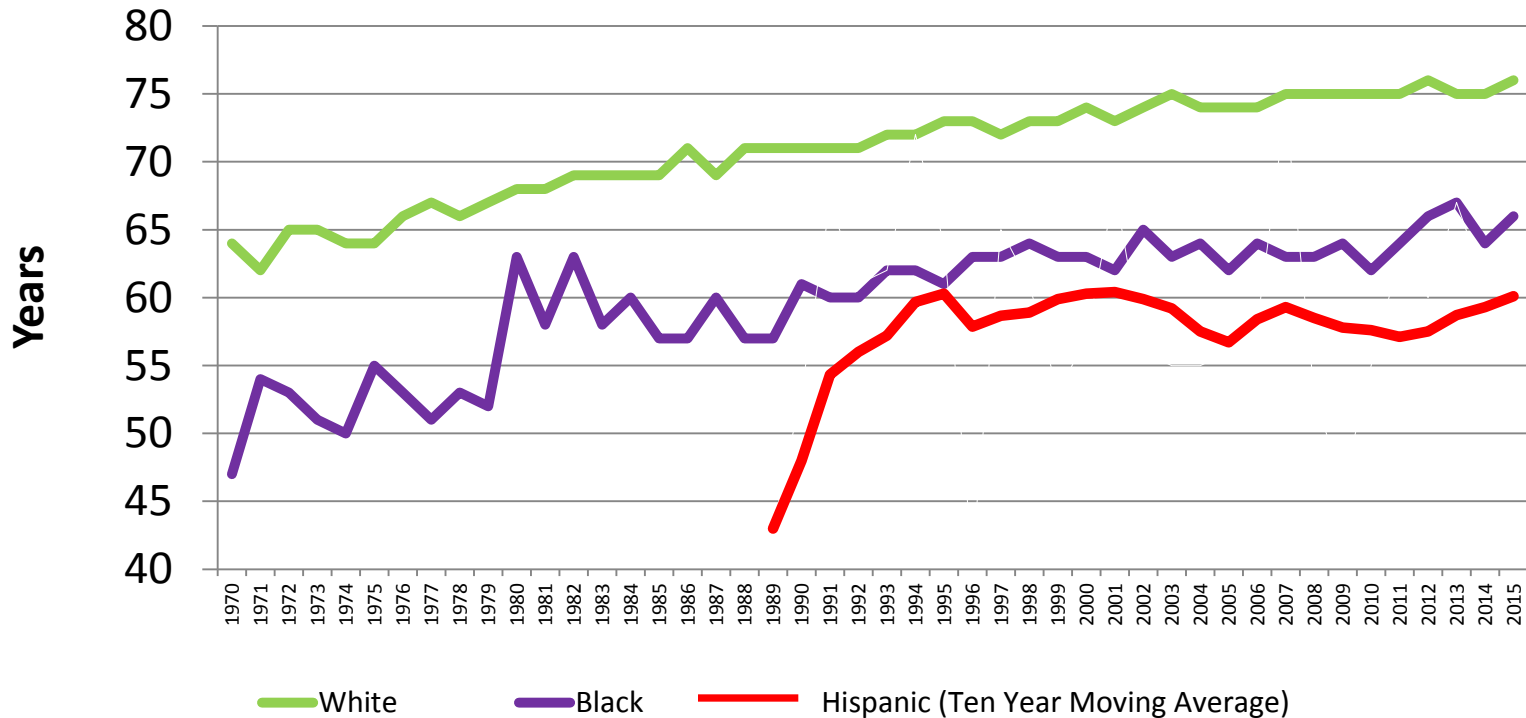
Epidemiologist, Washtenaw County Public Health

June 2017



Average Age of Death Washtenaw County Residents Black and White and Hispanic 1970-2015

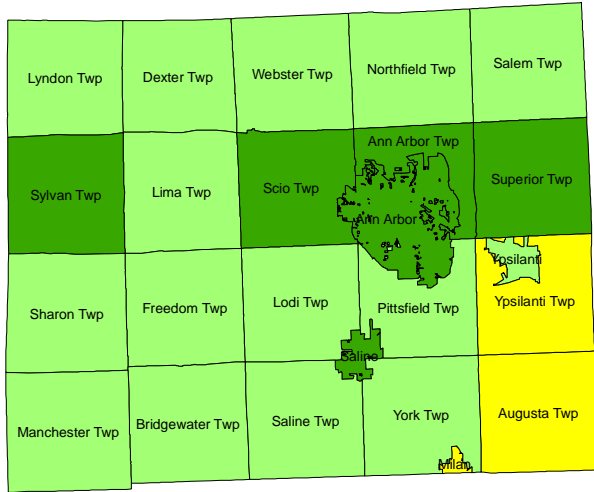
1. Average age of death increases for Blacks, Whites and Hispanics
2. Six year difference between Hispanics (60yrs) and Blacks (66 yrs).
3. Sixteen year difference between Hispanics (60 yrs) and Whites (76 yrs)
4. Ten year difference between Blacks (66 years) and Whites (76 yrs)



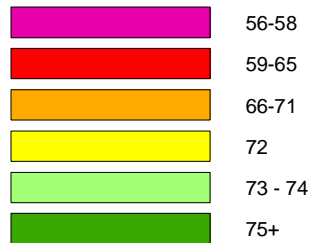
Source: Washtenaw County Public Health and Michigan Department of Community Health – Waller, A. – April 2017



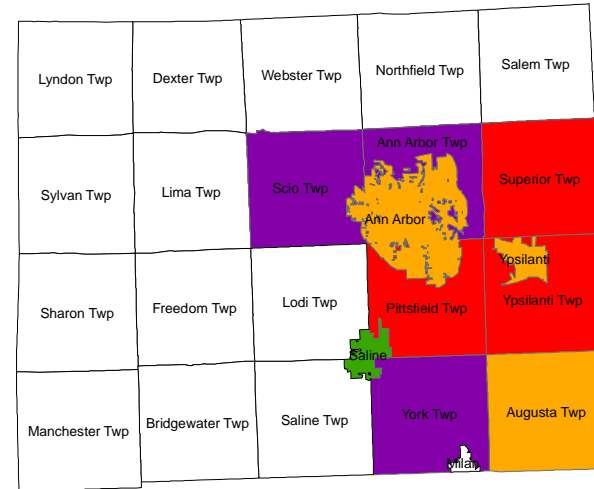
Average Age of Death - White Residents Washtenaw County Residents by Minor Civil Division 2011-2015



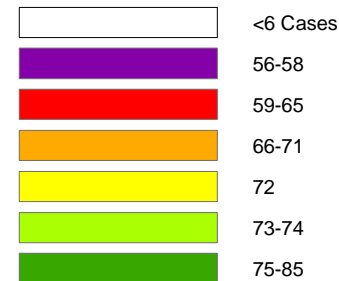
Average Age of Death agwh11t15



Average Age of Death - Black Residents Washtenaw County Residents by Minor Civil Division 2011-2015



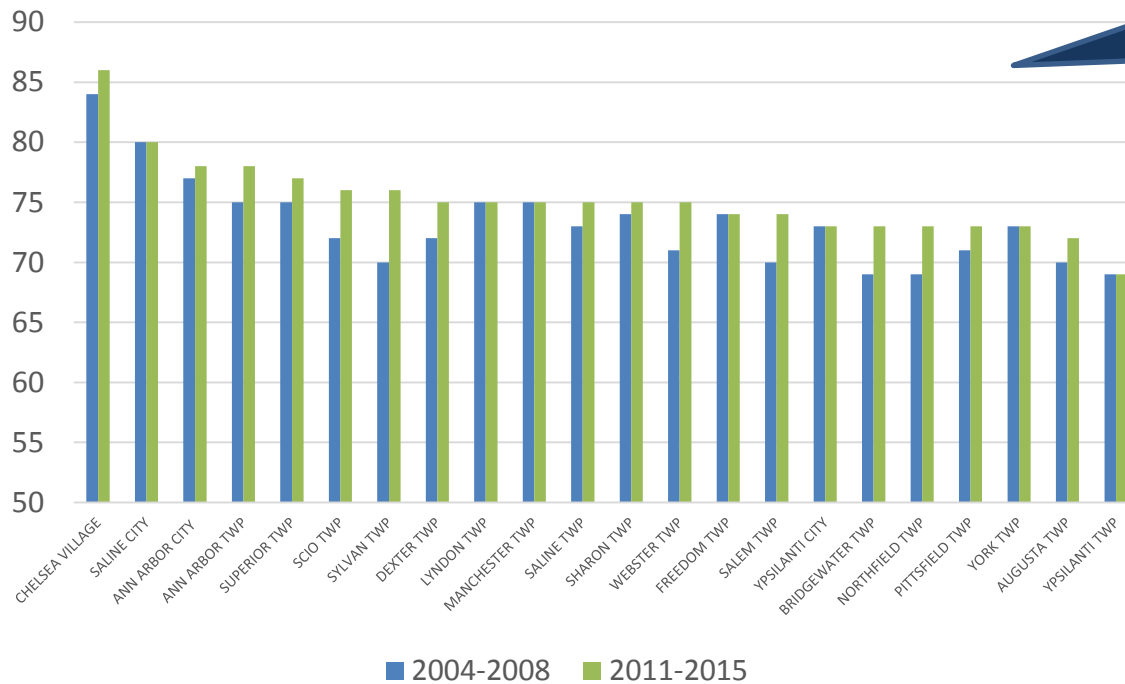
Average Age of Death agblk11t15



1. Even using the same scale, only Saline City has same age range for Blacks and Whites.
2. All of the minor civil divisions (with the exception of Saline) have average age of death for blacks 4 to 18 years younger than those for Whites' average ages of death.
3. Ann Arbor, Scio and York Townships average ages of death for Black residents are age 56 for all three.
4. MDHHS suppresses cells < 6 cases.

Average Age of Death White Washtenaw County Residents 2004-2008 Compared to 2011-2015

Minor Civil Divisions That Average Age of Death **Increased** or Stayed Same



1. All but four minor civil divisions had increases in average age of death (or stayed the same) between 2004 – 2015 for Whites.
2. There is a 17 year difference between whites' average age of death in Ypsilanti Township (69 yrs) and Chelsea Village (86 yrs).

Source: Washtenaw County Public Health and Michigan Department of Community H

Average Age of Death White Washtenaw County Residents 2004-2008 Compared to 2011-2015

Minor Civil Divisions That Average Age of Death **Decreased**



Average Age of Death Black Washtenaw County Residents 2004-2008 Compared to 2011-2015

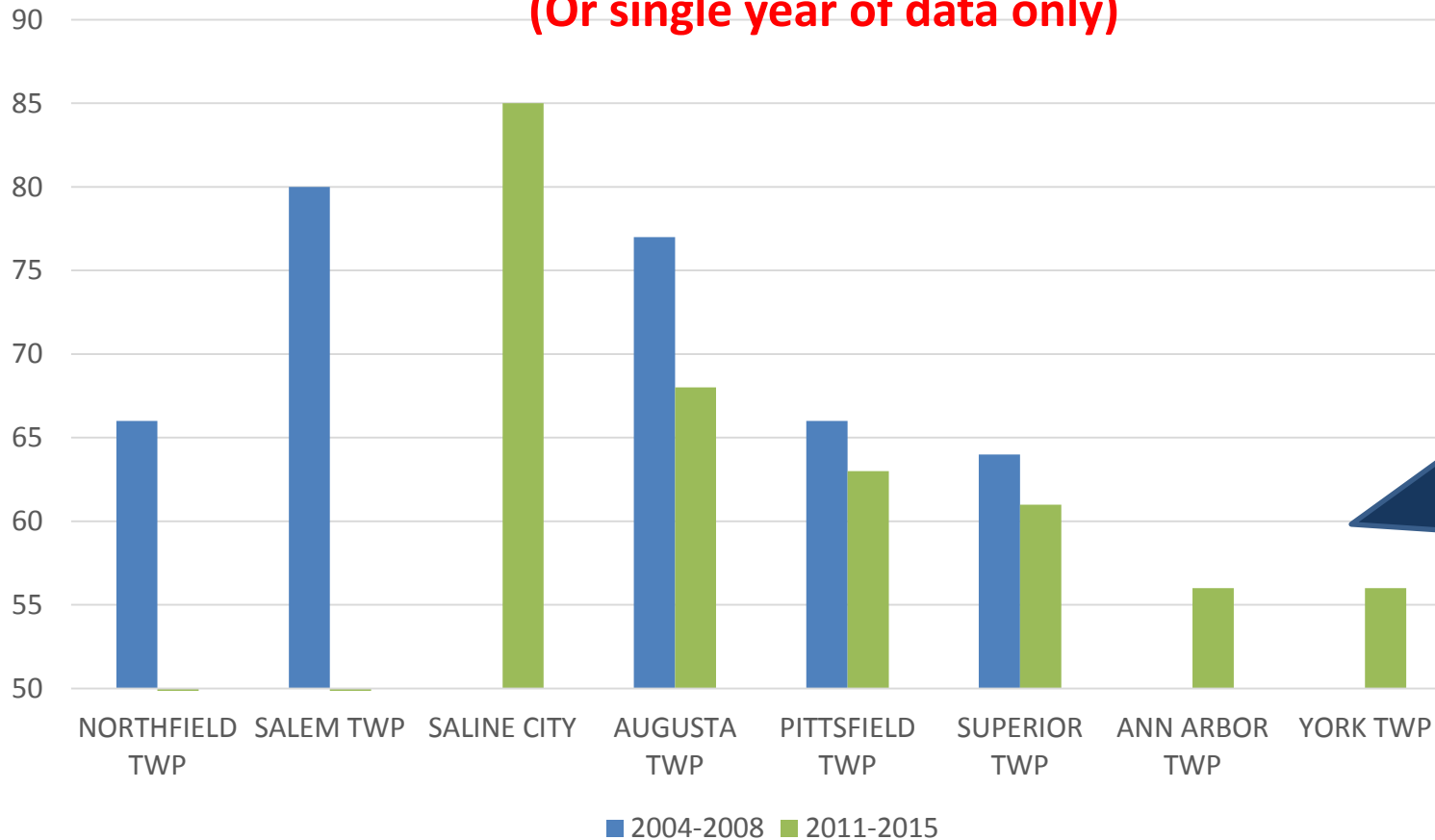
Minor Civil Divisions That Average Age of Death **Increased** or Stayed Same
(Or single year of data only)



1. For Black residents, Ypsilanti and Ann Arbor cities and Ypsi Township had increases in average age of death between 2004-2015.
2. There is 14 years difference between Black residents' average age of death in Ypsilanti City (70 years) compared to Ann Arbor, Scio and York township (56 years).

Average Age of Death Black Washtenaw County Residents 2004-2008 Compared to 2011-2015

Minor Civil Divisions That Average Age of Death **Decreased**
(Or single year of data only)



1. For Black residents, Augusta, Pittsfield and Superior Township residents had average age of death decreases between 3-9 years between 2004-2015.

Source: Washtenaw County Public Health and Michigan Department of Community Health – Waller, A. – April 2017



